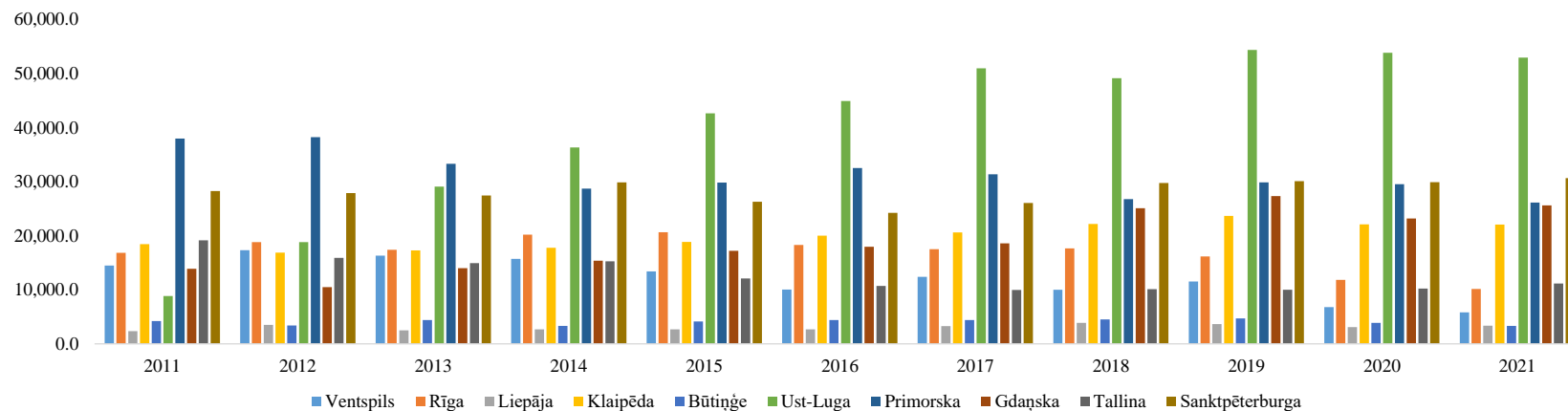


**Kravu apgrozījums Baltijas jūras austrumu krasta ostās
2011. - 2021.gada janvārī - jūnijā**

tūkst.t.

+/-, %

Osta	2011	2012	2013	2014	2015	2016	2017	2018	2019	2020	2021	2021./2020.
Ventspils	14,481.1	17,309.3	16,319.2	15,694.1	13,376.8	10,025.0	12,373.5	9,998.6	11,539.3	6,800.4	5,835.4	-14.2
Rīga	16,808.4	18,790.8	17,402.6	20,173.5	20,636.4	18,265.1	17,512.2	17,629.9	16,158.0	11,843.3	10,149.5	-14.3
Liepāja	2,367.2	3,516.8	2,493.6	2,675.7	2,697.2	2,685.9	3,272.9	3,868.5	3,655.0	3,084.9	3,366.9	9.1
Klaipēda	18,412.3	16,872.4	17,262.7	17,756.7	18,856.3	20,012.1	20,596.7	22,162.7	23,652.8	22,099.7	22,039.7	-0.3
Būtiņģe	4,228.3	3,406.6	4,395.2	3,309.7	4,140.9	4,403.1	4,396.7	4,500.2	4,706.9	3,872.6	3,327.4	-14.1
Ust-Luga	8,828.6	18,791.5	29,065.8	36,287.8	42,601.5	44,864.3	50,941.1	49,106.5	54,334.2	53,811.0	52,912.2	-1.7
Primorska	37,952.0	38,213.1	33,261.7	28,675.4	29,797.2	32,503.2	31,346.5	26,762.7	29,837.8	29,507.0	26,118.8	-11.5
Gdaņska	13,860.9	10,482.1	13,990.3	15,380.3	17,197.4	17,933.6	18,575.3	25,065.1	27,317.8	23,163.2	25,600.0	10.5
Tallina	19,155.9	15,873.4	14,924.8	15,239.5	12,087.2	10,704.2	9,948.1	10,091.0	10,009.0	10,235.0	11,168.0	9.1
Sanktpēterburga	28,249.7	27,883.6	27,415.1	29,851.7	26,257.2	24,217.9	26,024.5	29,736.1	30,087.3	29,869.7	30,638.8	2.6

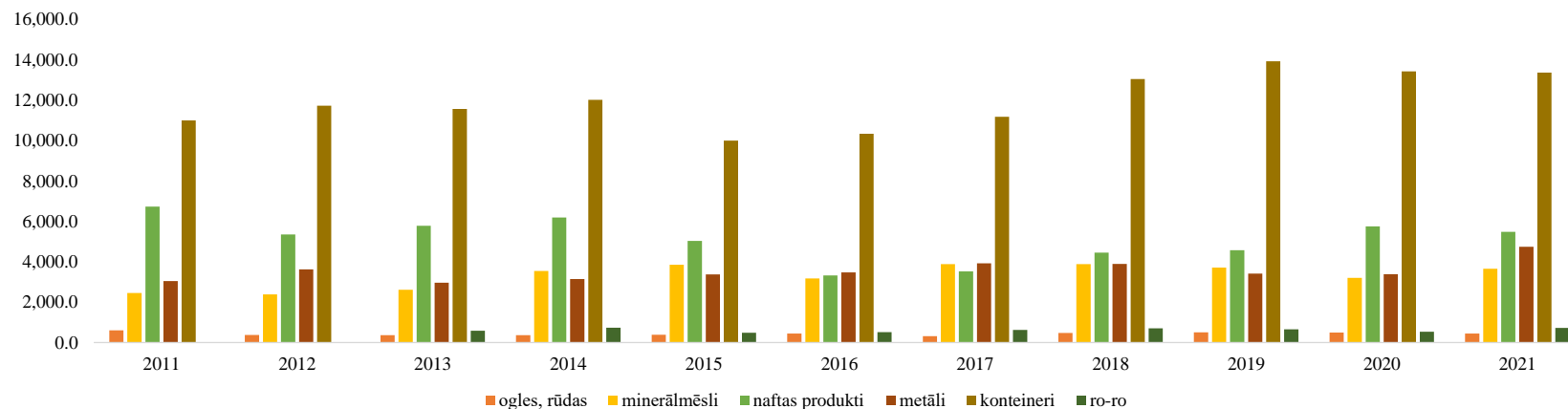


**Kravu apgrozījums Sanktpēterburgas ostā
2011. - 2021.gada janvārī - jūnijā**

tūkst.t.

+/-, %

Kravu veids	2011	2012	2013	2014	2015	2016	2017	2018	2019	2020	2021	2021/ 2020.
Beramkravas	3,221.4	2,984.2	3,150.0	4,081.8	4,309.2	3,709.7	4,375.6	4,498.0	4,449.3	3,928.5	4,313.7	9.8
ogles, rūdas	608.5	376.7	362.1	366.6	385.4	441.1	310.7	475.5	504.5	490.0	446.1	-9.0
graudi	118.9	129.2	137.0	43.5	6.6	79.2	162.8	133.6	191.6	102.2	79.7	-22.0
minerālmēsli	2,456.4	2,382.7	2,614.1	3,538.6	3,850.8	3,167.2	3,878.5	3,878.0	3,714.5	3,204.5	3,651.0	13.9
Lejamkravas	6,743.0	5,553.3	5,778.8	6,189.6	5,058.1	3,334.3	3,522.3	4,449.5	4,568.9	5,749.7	5,475.4	-4.8
naftas produkti	6,726.0	5,351.7	5,778.8	6,183.9	5,031.6	3,321.7	3,522.3	4,449.5	4,568.9	5,749.7	5,475.4	-4.8
Ģenerālkraavas	7,410.6	7,478.6	6,809.0	7,421.5	6,667.6	6,646.5	6,855.4	7,580.0	6,940.7	6,663.8	7,358.2	10.4
metāli	3,038.8	3,625.0	2,962.2	3,142.8	3,374.4	3,468.2	3,923.5	3,886.4	3,409.1	3,376.5	4,739.8	40.4
kokmateriāli	49.3	143.9	123.3	145.9	227.7	139.5	104.1	153.0	209.5	115.9	130.4	12.5
konteineri	10,985.3	11,723.6	11,554.0	12,013.1	9,994.7	10,328.6	11,167.1	13,040.4	13,919.1	13,411.7	13,361.1	-0.4
TEU	1,194,223	1,211,711	1,269,995	1,204,888	861,826	885,422	954,237	1,085,042	1,148,039	1,071,712	1,037,549	-3.2
ro-ro	-	-	581.7	736.6	484.7	513.5	621.4	707.8	659.4	533.4	726.6	36.2
Kravas kopā:	28,409.6	27,883.6	27,415.1	29,851.9	26,257.2	24,217.9	26,024.5	29,736.1	30,087.3	29,869.7	30,638.8	2.6

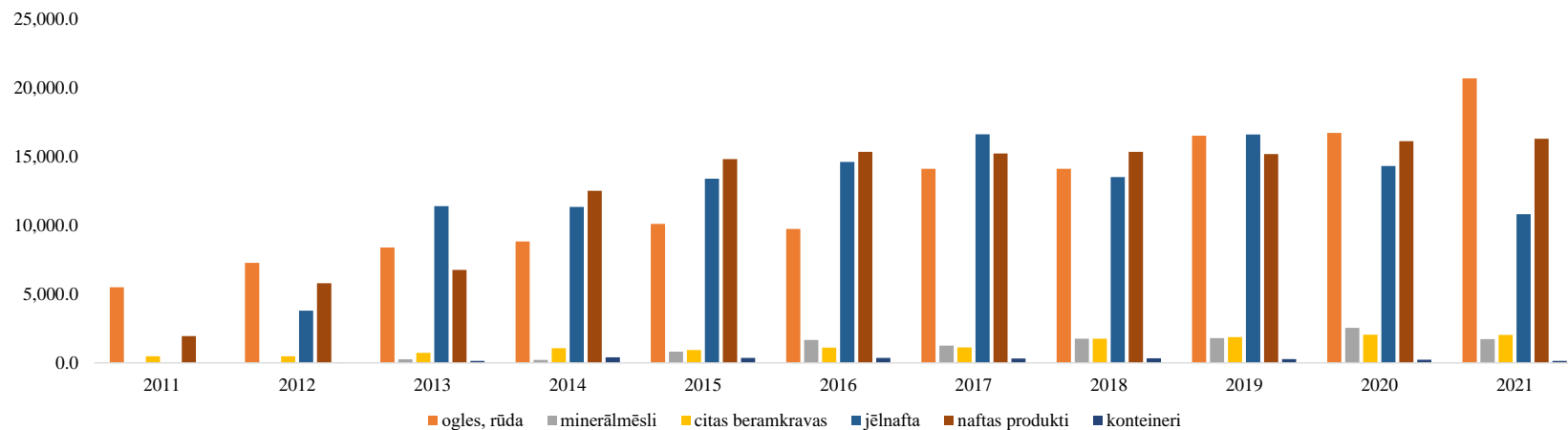


**Kravu apgrozījums Ustj-lugas ostā
2011. - 2021.gada janvārī - jūnijā**

tūkst.t.

+/-, %

Kravu veids	2011	2012	2013	2014	2015	2016	2017	2018	2019	2020	2021	2021/ 2020.
Beramkravas	5,976.8	7,763.7	9,394.6	10,108.1	11,846.7	12,513.3	16,510.9	17,613.0	20,213.3	21,317.6	24,445.3	14.7
ogles, rūda	5,501.5	7,271.7	8,397.7	8,830.0	10,103.4	9,736.8	14,120.7	14,117.6	16,522.9	16,724.9	20,690.6	23.7
minerālmēsli	0.0	11.6	260.3	213.0	812.6	1,663.4	1,266.0	1,759.0	1,808.4	2,544.6	1,721.7	-32.3
citas beramkravas	475.3	480.4	736.6	1,065.1	930.7	1,113.0	1,124.2	1,763.4	1,882.0	2,048.1	2,033.1	-0.7
kokmateriāli	135.9	107.3	138.3	139.9	115.8	142.0	182.5	163.6	298.7	227.2	115.4	-49.2
Lejamkravas	1,948.8	9,592.2	18,161.1	24,479.8	28,865.1	30,748.3	32,833.1	30,107.7	33,043.8	31,146.7	27,438.5	-11.9
jēlnafta	0.0	3,801.5	11,403.9	11,346.1	13,399.0	14,617.6	16,621.8	13,514.8	16,619.6	14,317.3	10,809.3	-24.5
naftas produkti	1,948.8	5,790.7	6,757.2	12,511.0	14,817.7	15,348.0	15,236.6	15,356.2	15,195.3	16,127.7	16,305.5	1.1
Ģenerālkravas	897.5	1,311.5	1,223.2	1,150.0	1,415.4	1,101.5	1,088.3	885.0	497.8	894.8	768.3	-14.1
metāli	409.4	627.9	269.3	20.0	311.9	292.8	256.7	96.7	46.2	277.8	233.4	-16.0
konteineri	0.0	16.8	148.6	410.0	358.4	359.3	326.2	337.2	280.7	224.7	144.6	-35.6
TEU	0	2,342	21,835	52,146	40,602	37,818	35,743	38,797	29,307	26,945	14,993	-44.4
ro-ro			690.0	834.0	1,008.9	758.5	740.4	635.1	388.7	579.5	472.7	-18.4
citas ģenerālkravas	488.1	683.6	263.9	305.8	99.0	50.2	91.2	135.2	62.9	37.5	62.3	66.0
Kravas kopā:	8,959.0	18,791.5	29,065.8	36,287.8	42,601.5	44,864.3	50,941.1	49,106.5	54,334.2	53,811.0	52,912.2	-1.7

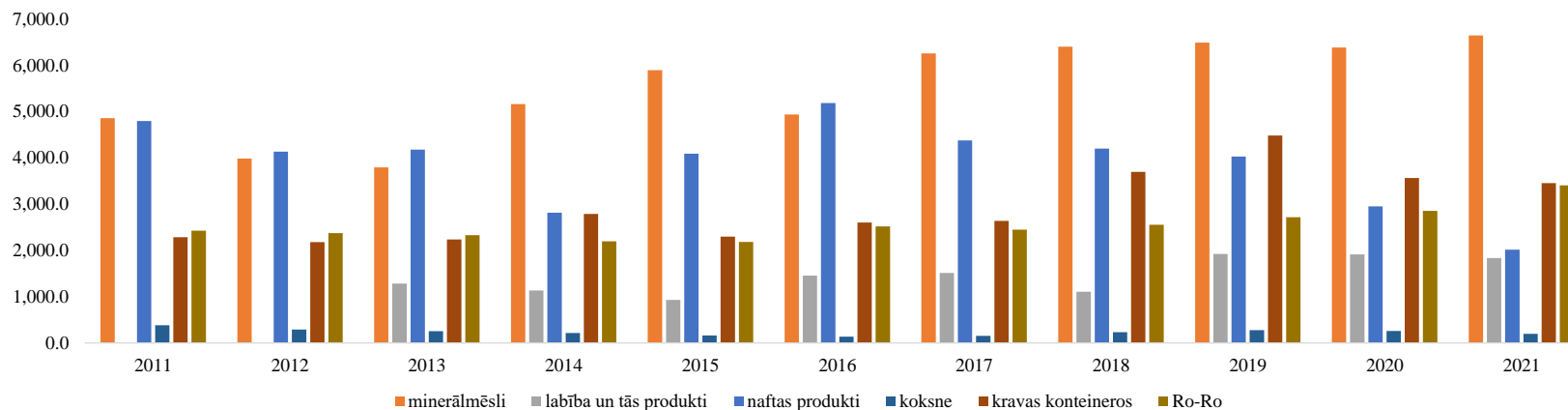


**Kravu apgrozījums Klaipēdas ostā
2011. - 2021.gada janvārī - jūnijā**

tūkst.t.

+/-, %

Kravu veids	2011	2012	2013	2014	2015	2016	2017	2018	2019	2020	2021	2021./ 2020.
Beramkravas	7,038.8	6,457.3	6,868.2	8,365.1	8,031.1	7,406.6	9,263.2	9,315.3	10,297.9	10,335.6	10,883.8	5.3
minerālmēsli	4,853.6	3,979.7	3,790.3	5,158.5	5,892.0	4,935.4	6,254.5	6,398.7	6,486.0	6,381.3	6,642.6	4.1
labība un tās produkti			1,281.2	1,134.3	929.8	1,455.3	1,511.1	1,105.6	1,921.5	1,912.8	1,834.2	-4.1
Lejamkravas	5,658.4	4,998.3	5,156.2	3,697.2	5,209.0	6,467.3	5,447.8	5,298.7	5,256.2	4,559.3	3,541.1	-22.3
naftas produkti	4,792.1	4,132.1	4,175.0	2,812.9	4,087.7	5,180.0	4,371.9	4,196.9	4,027.0	2,951.5	2,014.4	-31.7
Ģenerālkravas	5,715.0	6,457.3	5,238.3	5,694.4	5,616.2	6,138.1	5,885.7	7,550.3	8,098.6	7,204.7	7,614.8	5.7
koksne	381.7	288.4	254.4	213.8	163.2	134.9	153.1	231.8	276.5	260.9	198.7	-23.8
kravas konteineros	2,281.4	2,179.1	2,235.6	2,786.5	2,298.7	2,602.5	2,635.0	3,694.8	4,479.6	3,564.7	3,452.4	-3.1
TEU	210,604	183,141	196,722	218,725	203,913	214,558	217,600	322,283	384,215	312,771	291,290	-6.9
Ro-Ro	2,424.7	2,372.3	2,327.6	2,196.0	2,182.8	2,515.7	2,445.6	2,550.7	2,714.4	2,852.4	3,406.0	19.4
vienības	126,328.0	126,929.0	127,181.0	122,007.0	119,780.0	133,157.0	130,541.0	135,613.0	145,982.0	144,985.0	164,960.0	13.8
Kravas kopā:	18,412.3	16,872.4	17,262.7	17,756.7	18,856.3	20,012.1	20,596.7	22,162.7	23,652.8	22,099.7	22,039.7	-0.3



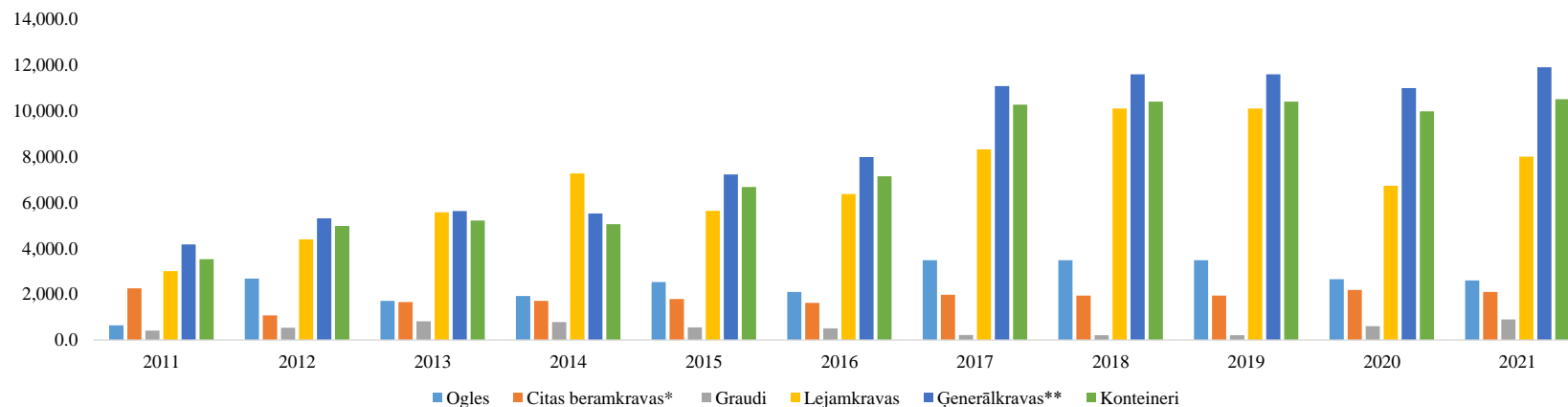
**Kravu apgrozījums Gdaņskas ostā
2011. - 2021.gada janvārī - jūnijā**

tūkst.t.

+/-, %

Kravu veids	2011	2012	2013	2014	2015	2016	2017	2018	2019	2020	2021	2021./ 2020.
Ogles	638.5	2,676.7	1,706.4	1,919.1	2,530.4	2,094.5	3,484.7	3,482.5	3,482.5	2,656.9	2,600.0	-2.1
Citas beramkravas*	2,254.8	1,075.1	1,652.7	1,710.6	1,787.9	1,622.3	1,970.8	1,933.9	1,933.9	2,184.9	2,100.0	-3.9
Graudi	410.2	538.8	819.5	779.3	554.4	507.2	217.7	211.0	211.0	609.3	900.0	47.7
Lejamkravas	3,009.2	4,389.2	5,572.7	7,268.6	5,635.8	6,367.9	8,315.4	10,099.1	10,099.1	6,723.8	8,000.0	19.0
Generālkraivas**	4,169.5	5,310.5	5,629.1	5,519.8	7,225.1	7,983.3	11,076.5	11,591.5	11,591.5	10,988.4	11,900.0	8.3
Konteineri	3,528.1	4,969.1	5,212.6	5,052.6	6,676.8	7,143.4	10,266.8	10,394.6	10,394.6	9,971.1	10,500.0	5.3
TEU	410,046	579,368	621,966	507,523	645,849	689,093	968,261	1,016,632	1,016,632	950,413.0	1,049,000.0	10.4
Kravas kopā:	10,482.1	13,990.3	15,380.3	17,197.4	17,933.6	18,575.3	25,065.1	27,317.8	27,317.8	23,163.2	25,600.0	10.5

*rūda, sērs, u.c. **ieskaitot koksnī



**Kravu apgrozījums Tallinas ostā
2013. - 2021.gada janvārī - jūnijā**

tūkst.t.

+/-, %

Kravu veids	2013	2014	2015	2016	2017	2018	2019	2020	2021	2021./ 2020.
Lejamkravas	10,483	10,644	7,388	5,489	4,238	4,281	4,045	4,716	4,420	-6.3
Ģenerālkravas	307	325	351	317	401	346	374	234	242	3.4
Beramkravas	1,426	1,292	1,782	1,327	1,902	1,784	1,975	1,714	2,361	37.7
Ro-ro	1,823	1,970	2,151	2,263	2,506	2,729	2,685	2,682	3,219	20.0
Konteinerkravas	877	1,004	866	850	898	951	948	888	926	4.3
TEU	128,954	131,703	101,758	97,133	102,346	108,922	113,296	104,465	109,932	5.2
Kravas kopā:	14,925	15,239	12,087	10,704	9,948	10,091	10,009	10,235	11,168	9.1

